



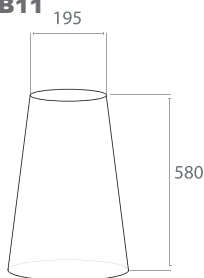
AMÉNAGEMENTS URBAINS

BORNE ANTI FRANCHISSEMENT

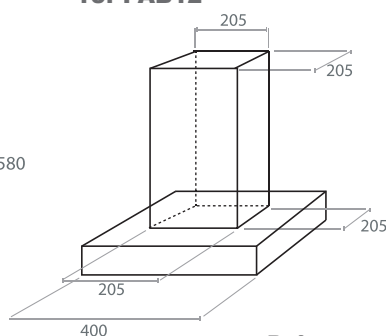
Ref	Dimensions	Poids Kg
AB11	Ht 59 ø 24,5 - 19,0	49
AB12	Ht 50 ø 20,0 - 20,0/40 - 40,0	72
AB13	Ht 50 ø 44,5 - 30,0	123
AB14	Ht 30 ø 40	37



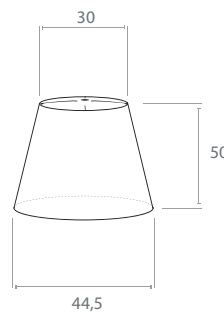
ref : AB11



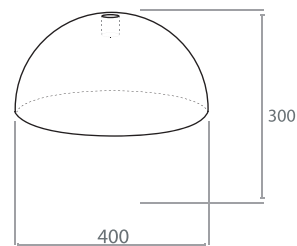
ref : AB12



ref : AB13

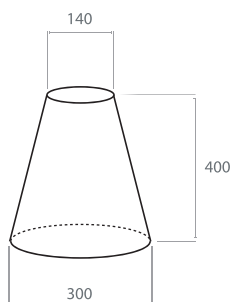


ref : AB14

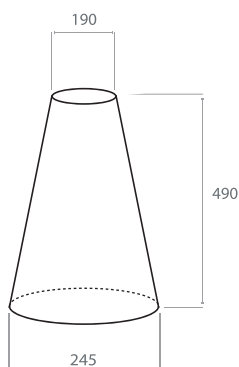


Ref	Dimensions	Poids Kg
BN3	Ht 400 ø 140 - 300	35
BN5	Ht 490 ø 190 - 245	41
BN1	Ht 650 ø 190 - 245	54
BPY	Ht 700 ø 180 x 180 - 230 x 230	65
BP	Ht 300 Larg. 200 Long. 900	110

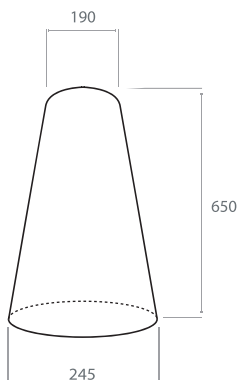
ref : BN3



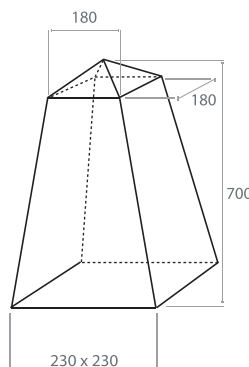
ref : BN5



ref : BN1



ref : BPY



ref : BP

